


ARUBA INSTANT ON 1930 48G 4SFP/SFP+ SWITCH (JL685A)

Fixed Port Web Managed Ethernet Switches



WHAT'S NEW

- Seven advanced smart managed Layer 2+ Gigabit switches for high-performance connectivity.
- Non-PoE and Class 4 PoE (i.e. PoE+) 8-, 24- and 48-port models for deployment flexibility.
- 1G/10G SFP+ ports on 24- and 48-port models for fiber connectivity.

OVERVIEW

The Aruba Instant On 1930 switch series is designed for small and growing businesses that require enhanced performance to support bandwidth-demanding applications. The Aruba Instant On 1930 switch series seamlessly integrates with existing Instant On indoor/outdoor access points and can be centrally managed with the Instant On mobile app onsite or remotely. These cloud-managed layer 2+ Ethernet switches consist of 8-, 24-, and 48-port Class 4 PoE (i.e. PoE+) and non-PoE Gigabit Ethernet models, with 1G SFP slots on 8-port model and

- Aruba Instant On mobile app and/or cloud-based web portal for easy network management onsite or remotely.
- Option to manage your switches through local web GUI.
- Limited Lifetime Warranty.

1G/10G SFP+ slots on 24-/48G models for fiber connectivity.

FEATURES

Simplify Network Deployment and Management for Small Organizations

The Aruba Instant On 1930 switch series features easy-to-use, out-of-the-box, plug-and-play deployment.

The series offers a complete portfolio of choices for increased small business flexibility. It consists of seven models including 8G-, 24G-, and 48G-ports with and without class 4 PoE (i.e. PoE+).

The 24- and 48- port models include four SFP/SFP+ transceiver slots that support Gigabit or 10-Gigabit speeds for fiber connectivity.

The Aruba Instant On 1930 switch series can be deployed using two management modes – Instant On cloud-management (access via mobile app and/or web portal) and the local web GUI.

Keep Your Business Protected with Integrated Security Features

The Aruba Instant On 1930 switch series supports energy efficient Ethernet for lower power consumption and an enhanced feature set for more robust operation.

Enhanced security features such as IEEE 802.1x, and VLANs guard your network from unwanted or unauthorized access.

Automatic denial-of-service (DOS) monitors and protects the network against malicious attacks.

Management security restricts access to critical configuration commands, offers multiple privilege levels with password protection.

Deliver High Performance

The Aruba Instant On 1930 switch series delivers advanced functionalities including customizable like VLANs, link aggregation, Spanning Tree Protocols, and IEEE 802.1X access control.

8-, 24-, and 48-port configurations with a choice of non-PoE and Class 4 PoE models provides deployment flexibility that fits all small business environment. Class4 PoE options allow to power devices like IP phones, surveillance cameras and access points, without the cost of additional cabling.

The 24- and 48-port models include 1G/10G SFP+ ports for reliable fiber connectivity and other connections across longer distances.

The switch series is covered by the Limited Lifetime Warranty with 24x7 phone support for 90 days and chat support for the entire warranty duration.



Technical specifications**Aruba Instant On 1930 48G 4SFP/SFP+ Switch**

Product Number (SKU)	JL685A
Differentiator	Advanced, smart-managed, fixed-configuration Gigabit switches designed for small businesses. Easy-to-deploy, secure and affordable. The first switches with Instant On “anywhere, anytime” configuration and management. Using the Instant On mobile app or the cloud-based web portal, quickly setup, monitor and manage the 1930 switch. Can also choose to manage the device through the local web GUI. This model has 48 10/100/1000 RJ-45 and 4 SFP 1/10GbE ports.
Ports	48 RJ-45 10/100/1000 ports, 4 SFP 1/10GbE ports
Memory and processor	ARM Cortex-A9 @ 800 MHz 512 MB SDRAM, 256 MB flash 1.5 MB packet buffer
Throughput	130.95 Mpps, maximum
Switching capacity	176 Gbps
PoE capability	370 W maximum, depending on model
Management features	Aruba Instant On Portal, Web browser, SNMP Manager
Input voltage	100 - 127 / 200 - 240 VAC
Power Consumption	36.9 W maximum, 16.8 W idle
Minimum dimensions (H x W x D)	4.39 x 44.25 x 28.24 cm
Weight	3.13 kg



For additional technical information, available models and options, please reference the [QuickSpecs](#)

HPE POINTNEXT

Access expertise at every step of your IT journey with [HPE Pointnext Services](#). [Advisory Services](#) focuses on your business outcomes and goals, to design your transformation and build a roadmap tuned to your unique challenges. Our [Professional](#) and [Operational Services](#) help speed up time-to-production and keep your IT stable and reliable.

Operational Services from HPE Pointnext Services

- [HPE Datacenter Care](#) helps modernize and simplify IT operations. Partner with an assigned account team, access technical expertise, an enhanced call experience gives you priority access, choose hardware and software support, implement proactive monitoring to help stay ahead of issues, and access HPE IT best practices and IP.
- [HPE Proactive Care](#) offers an enhanced call experience and helps reduce problems with personalized proactive reports and advice. This also includes collaborative software support for Independent Software Vendors (ISVs), (Red Hat, VMWare, Microsoft, etc.). [Read more](#)
- [HPE Foundation Care](#) helps when there is a problem and has a choice of response levels. Collaborative software support is included and provides troubleshooting help for ISVs running on your server. [Read more.](#)

Other related services

[Defective Media Retention](#) is optional and applies only to Disk or eligible SSD/Flash Drives replaced by HPE due to malfunction.

[HPE Service Credits](#) offers a menu of technical services, access additional resources, and specialist skills.

[HPE Education Services](#) provides comprehensive training designed to expand the skills of your IT staff and keep them up to speed with the latest technologies.

Consult your HPE Sales Representative or Authorized Channel Partner of choice for any additional questions and support options.

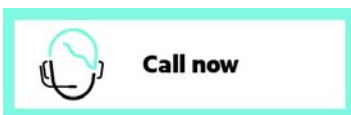
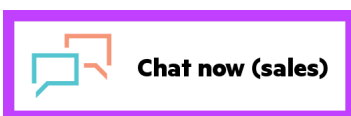
HPE GREENLAKE

[HPE Greenlake](#) is HPE's market-leading IT as-a-Service offering that brings the cloud experience to apps and data everywhere – data centers, multi-clouds, and edges – with one unified operating model. HPE GreenLake delivers public cloud services and infrastructure for workloads on premises, fully managed in a pay per use model.

If you are looking for more services, like **IT financing solutions**, please [explore them here](#).

Make the right purchase decision.
Contact our presales specialists.

[Find a partner](#)



**Hewlett Packard
Enterprise**

© Copyright 2020 Hewlett Packard Enterprise Development LP. The information contained herein is subject to change without notice. The only warranties for Hewlett Packard Enterprise products and services are set forth in the express warranty statements accompanying such products and services. Nothing herein should be construed as constituting an additional warranty. Hewlett Packard Enterprise shall not be liable for technical or editorial errors or omissions contained herein.

Parts and Materials: HPE will provide HPE-supported replacement parts and materials required to maintain the covered hardware.

Parts and components that have reached their maximum supported lifetime and/or the maximum usage limitations as set forth in the manufacturer's operating manual, product quick-specs, or the technical product data sheet will not be provided, repaired, or replaced as part of these services.

Image may differ from the actual product
[PSN1012839572ILEN](#), June 15, 2020.